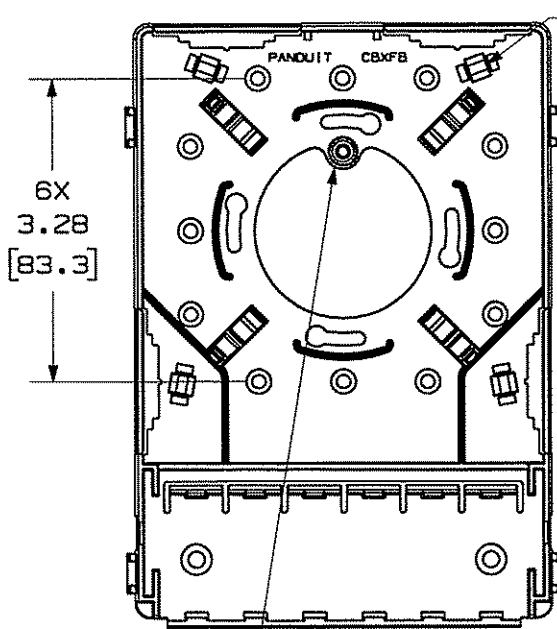


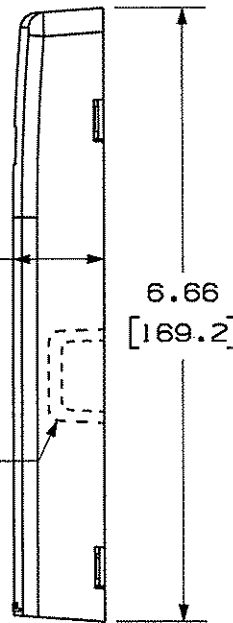
THIS COPY IS PROVIDED ON A RESTRICTED BASIS AND IS NOT TO BE USED IN ANY WAY DETRIMENTAL TO THE INTERESTS OF PANDUIT CORP.

PANDUIT P/N	WEIGHT
CBXF6**-AY	2.7 LB/10 PCS (1224.7 g/10 PCS)

COVER REMOVED FOR CLARITY

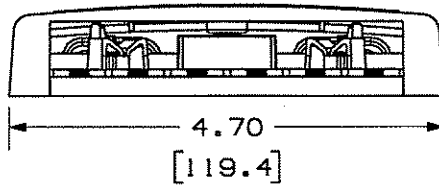


PAN-TY LOOP FOR CABLE HOLD-DOWN (4 PLACES)



BREAKOUT AREA (4 PLACES)

POST FOR TAMPER RESISTANT SCREW



NOTES:

- SEE CURRENT CATALOG FOR ADDITIONAL PART NUMBER SUFFIXES TO INDICATE COLOR AND OR PACKAGE QUANTITY.
- SEE CATALOG FOR A COMPLETE LIST OF PARTS APPLICABLE FOR USE WITH THIS PART.
- DIMENSIONS IN PARENTHESES ARE IN METRIC.
- ALSO INCLUDED WITH BOX:
 - 1- BOX BASE
 - 1- BOX COVER
 - 2- PLT1.51-C PAN-TY
 - 1- LABEL/ LABEL COVER
 - 2- MOUNTING SCREW
 - 1- COVER SCREW (USED TO SECURE COVER TO BASE)
 - 2- STRIP OF 1.00" X .75" FOAM TAPE FOR MOUNTING
 - 1- STRIP OF 3.00" X .75" FOAM TAPE FOR MOUNTING
- BREAKOUTS DESIGNED TO ACCEPT LD3/LDP3 OR LD5/LDP5 RACEWAY.
- BASE MATERIAL THICKNESS: .090 [2.29].

NO WARRANTY, EXPRESSED OR IMPLIED, IS MADE BY PANDUIT WITH RESPECT TO ADHESIVE BOND PERFORMANCE. AMONG OTHER THINGS, THE CONDITIONS UNDER WHICH THESE MOUNTS MAY BE APPLIED AND/OR THE SURFACE TO WHICH THEY MAY BE APPLIED ARE BEYOND PANDUIT'S CONTROL.

DRAWING FILENAME	MO2479ER_DC124_00A.PRT	SIZE	A
------------------	------------------------	------	---

MINI-COM 6 POSITION MULTI-MEDIA FIBER SURFACE MOUNT BOX CUSTOMER DRAWING

NETWORK SYSTEMS
JAN 25
ENGINEERING DEPT



PANDUIT™
CORP.
TINLEY PARK, ILL 60477

I.I. NUMBER	N/A
PRODUCT SPEC	N/A
WORK INSTRUCTION	N/A
SCALE	NONE
PART NO.	CBXF6**-AY
DRAWING NO.	02479-124

ALL DIMENSIONS ARE GIVEN IN INCHES, UNLESS OTHERWISE SPECIFIED.
DIMENSIONAL TOLERANCES ARE:
(.X) ± (.XXX) ± .010(.31)
(.XX) ± .031(.81) ANGLES ±

DRAWN BY	JsP
DATE	1-19-07
CHK'D	M/D

MATERIAL:
ABS

REV	DATE	BY	CHK	DESCRIPTION	ECN	R	CUST	SUP	OTH
R	1-19-07	JsP	M/D	RELEASED TO PRODUCTION	02479-124	M/D	M/D		